

2252 - SCHILF

Product Description:

2252 Schilf reminds of the structure of thin reeds. The fine surface with low deepness is straight-lined, elegant and has despite of its fineness a very accurate profile.

Composition:

2252 Schilf is an embossed panel with special developed veneer / melamine resins with a MDF core.

Fields of application:

Only for interior: Interior fittings.
Furniture manufacture. Shop and fair construction.
Doors.

Technical Data:


First given measurement specifies the direction of embossment:

Invoiced size (mm):	2450 x 1050 / 1050 x 2450 3135 x 1270 / 1270 x 3135
Delivered size (mm):	2450 x 1050 / 1050 x 2450 3145 x 1280 / 1280 x 3145
Repeating pattern:	No repeating pattern
Available thicknesses:	4,5 mm / 18,5 mm
Coreboard:	MDF
Surface:	roh, unlackiert
Density:	ca. 900 kg/m ³
Weight:	ca. 5 kg/m ² (4,5 mm) ca. 17 kg/m ² (18,5 mm)


Embossment:	one-side
Deepness of structure:	max. 0,6 mm

Tolerances:


Straightness:	3,0 mm per Meter
Size accuracy:	+/- 1,0 mm per Meter
Thickness allowance:	+/- 0,3 mm
Exactitude of profile:	+/- 1,5 mm




Lacquerable foil




Light Oak
Alpi veneer



Walnut
Alpi veneer



Grey
Alpi veneer



Oak chocolate
Alpi veneer



Ebony Maro
Alpi veneer



Black
Alpi veneer

Explanatory notes:

The given details in this data sheet are our field-tested experience. They could not consider any parameter, use case or application and they are therefore without commitment. These data does not represent guarantee of condition in the legal sense or a assurance of the characteristics. No legal claims could be derived by using the information given in these data sheets or by our free of charge technical consultants. Images are for illustration purposes only. Wood is a natural product, deviations in color and texture can occur. Please visit our website for an impression of the color range, which can be expected.

Last update: 10.07.2018