

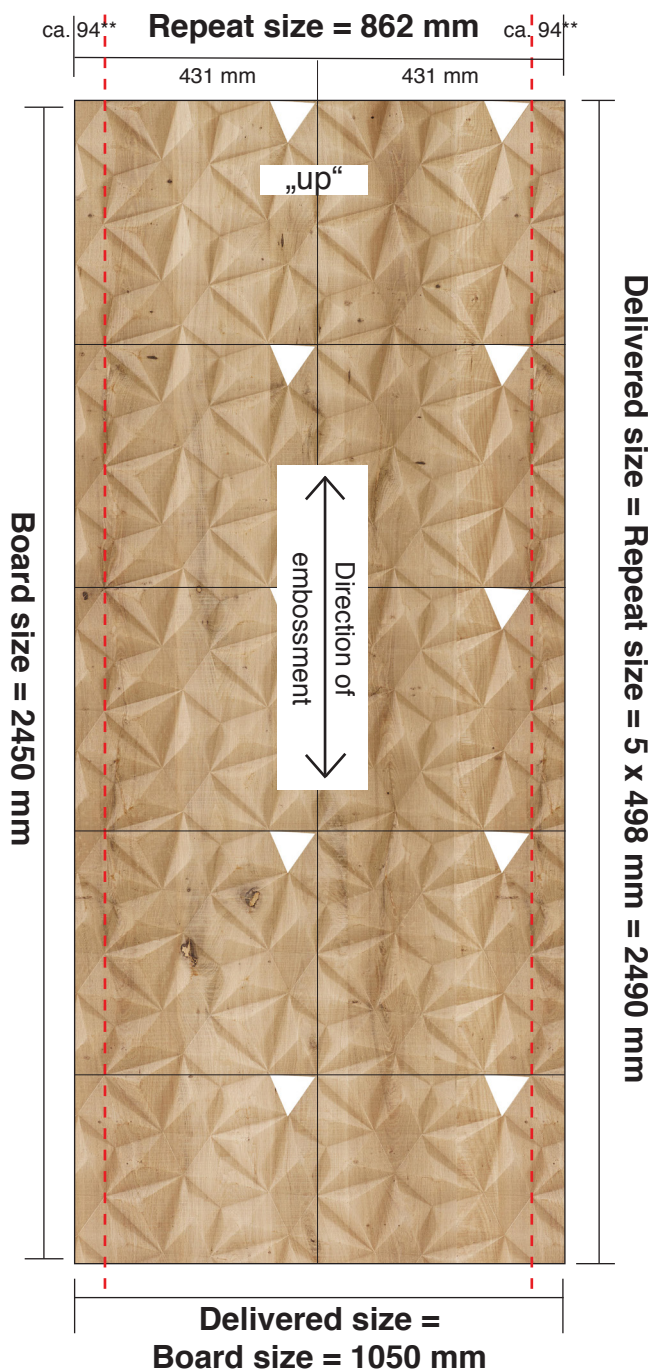
## 2551 - BIG DIAMOND

2450 x 1050 mm

one-side embossed  
repeating pattern

### Textured panel



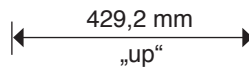
### Available thickness



\*\* Width of side-stripes (94mm) can vary from board to board!  
(e.g. 90 to 98 mm oder 103 zu 85 mm)

--- = 3 mm saw cut

Size less 3 mm saw cut  
plus 2 x 0,6 mm edge-band thickness



Besides the allowance of +/-0,5 mm of the total area thickness referring to the highest point there are minor differences in the thickness of the embossment - about 9,0 mm due to the natural design specifications.

Attention: The board with repeat size 2490 x 862 mm as well as cut tiles in format 496,2 x 429,2 mm (with 0,6 mm edge-band all around) do not match when being rotated by 180°. Always align boards with direction „up“.

### Tolerances

|                        |        |            |
|------------------------|--------|------------|
| Height, Width          | <600mm | +/- 0,5 mm |
|                        | >600mm | +/- 1,0 mm |
| Thickness              |        | +/- 0,5 mm |
| Exactitude of profile  |        | +/- 1,5 mm |
| Straightness per meter |        | +/- 3,0 mm |