

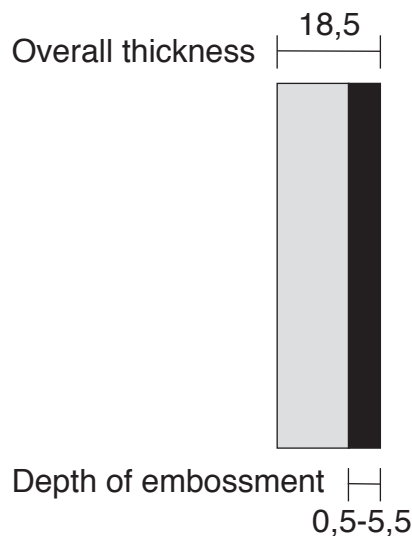
2590 - CHOPPED WOOD 3135 x 1270 mm

one-side embossed
non repeating pattern

Textured panel



Available thicknesses



Besides the allowance of +/- 0,3 mm of the total area thickness referring to the highest point there are minor differences in the thickness of the embossment - about 0,5 - 5,5 mm due to the natural design specifications.

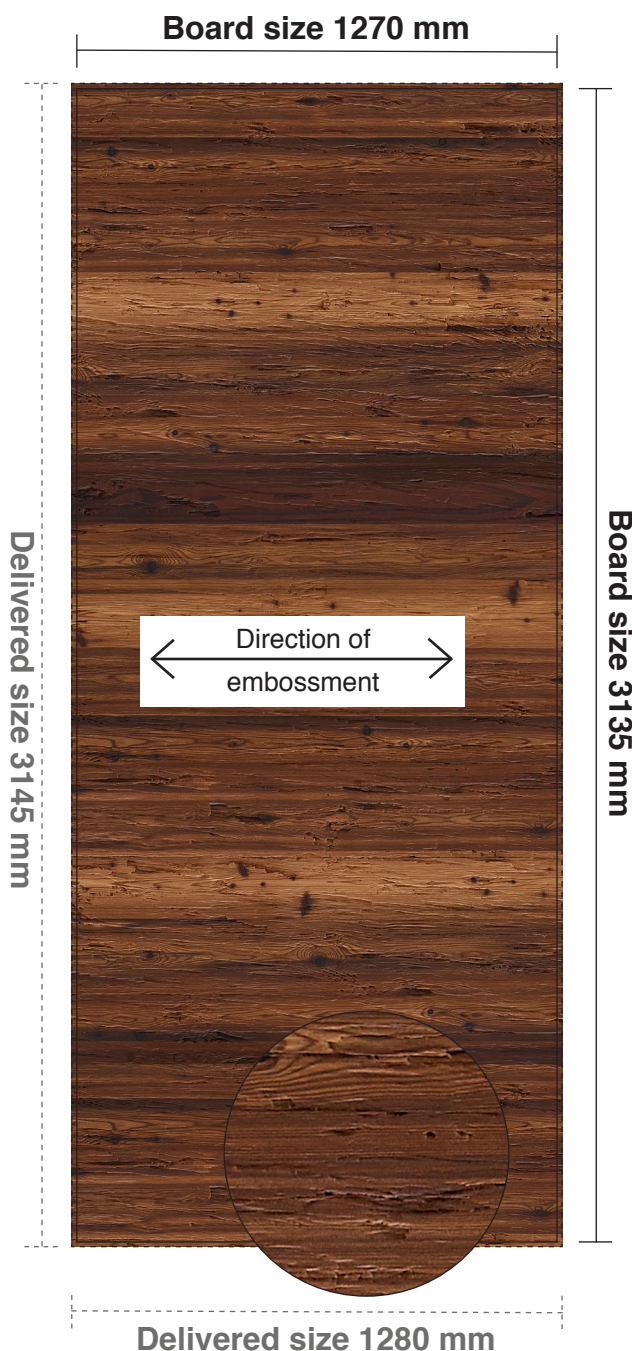
Tolerances

Height, Width	<600mm	+/- 0,5 mm
	>600mm	+/- 1,0 mm
Thickness		+/- 0,5 mm
Exactitude of profile		+/- 1,5 mm
Straightness per meter		+/- 3,0 mm

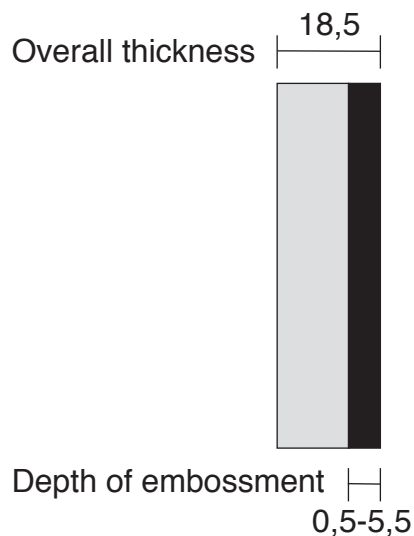
2590 - CHOPPED WOOD 1270 x 3135 mm

one-side embossed
non repeating pattern

Textured panel



Available thicknesses



Besides the allowance of $\pm 0,3$ mm of the total area thickness referring to the highest point there are minor differences in the thickness of the embossment - about 0,5 - 5,5 mm due to the natural design specifications.

Tolerances

Height, Width	<600mm	$\pm 0,5$ mm
	>600mm	$\pm 1,0$ mm
Thickness		$\pm 0,5$ mm
Exactitude of profile		$\pm 1,5$ mm
Straightness per meter		$\pm 3,0$ mm